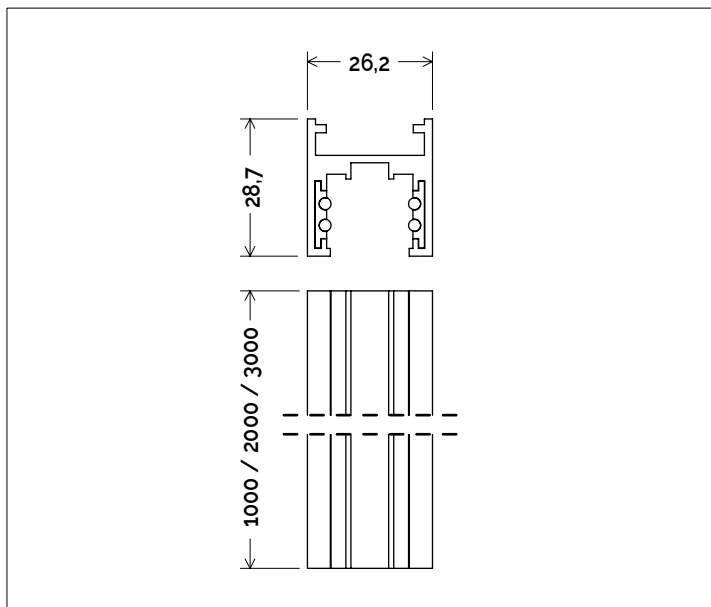


Descrizione del prodotto / Product description

Binario elettrificato a bassa tensione per installazione a sospensione, plafone o parete.
Possibilità di doppia emissione.
Realizzato in alluminio estruso.
Conduttori interni isolati in rame.
Corpo verniciato a polveri epossidiche con un'ampia versatilità d'uso grazie alla vasta offerta di accessori dedicati.

*Low voltage electrified track for pendent, ceiling or wall installation.
Possibility of double emission.
External body made of extruded aluminium.
Copper internal conductors.
Body painted with epoxy powders with a wide versatility thanks to the wide range of dedicated accessories.*



Dati tecnici | Technical Info

* su richiesta / on requests

Finiture Finishes	<ul style="list-style-type: none"> ○ 4001 Bianco White ● 4002 Nero Black ● Verniciati RAL RAL Paintings*
Lunghezza Length	<ul style="list-style-type: none"> 9L004 1m 9L005 2m 9L006 3m
Corrente Current	15A
Tensione Voltage	24 ~ 48Vdc
Temperature di esercizio Operating temperature	-20° ~ 45°

Simbologia tecnica
Technical informations

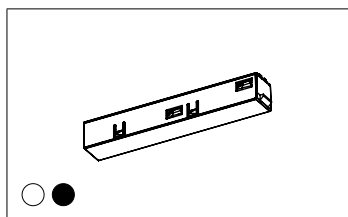
	Conforme alle direttive CE
	Conforme alle normative RoHS
	Rifiuto RAEE
	Classe III
IP20	Indice di Protezione IP20

Sistemi di Controllo
Control System

	On / Off (remoto escluso / remote excluded)
	DALI * (remoto escluso / remote excluded)
	Casambi Bluetooth * (remoto escluso / remote excluded)

Accessori | Accessories

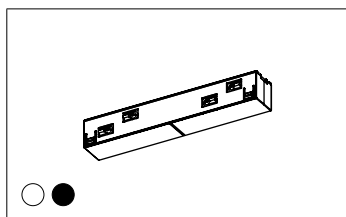
9L101-XXXX



Testata di alimentazione
(110x17x17mm).
colore bianco o nero.

*Power Head (110x17x17mm).
Color white o black.*

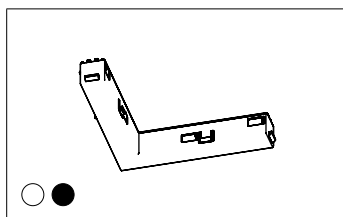
9L102-XXXX



Giunto diretto (110x17x17mm).
Colore bianco o nero.

*Direct Joint (110x17x17mm).
Color white or black color.*

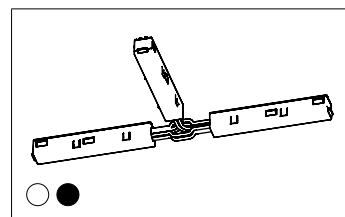
9L103-XXXX



Giunto Angolare
(110x110x17mm).
Colore bianco o nero.

*Corner Joint (110x110x17mm).
Color white or black color.*

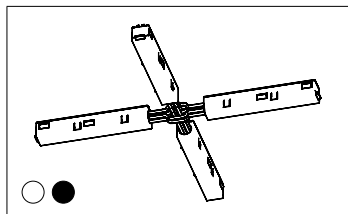
9L104-XXXX



Giunto a T (278x147x18mm).
Colore bianco o nero.

*T Joint (278x147x18mm).
Color white o black.*

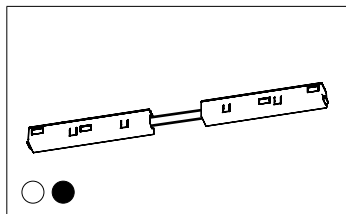
9L105-XXXX



Giunto a X (278x278x18mm).
Colore bianco o nero.

*X Joint (278x278x18mm).
Color white o black.*

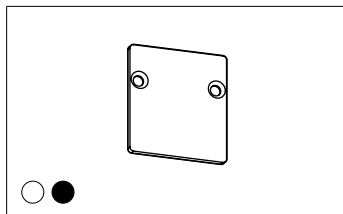
9L106-XXXX



Giunto flessibile (270x17x17mm).
Colore bianco o nero.

*Flexible Joint (270x17x17mm).
Color white o black.*


9L109-XXXX



Tappi di chiusura (29x27mm).
Colore bianco o nero.

*End cap (29x27mm).
Color white o black.*

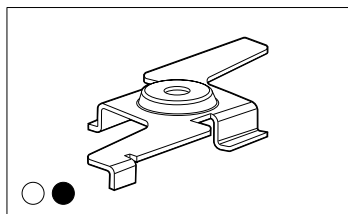
9L110-XXXX



Tappi di chiusura (29x27mm).
Colore bianco o nero.

*End cap (29x27mm).
Color white o black.*

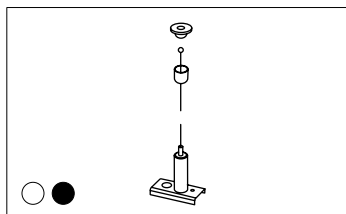
9L113-XXXX



Clip per fissaggio a soffitto.
Colore bianco o nero.

*Ceiling fixing clip.
Color white or black*

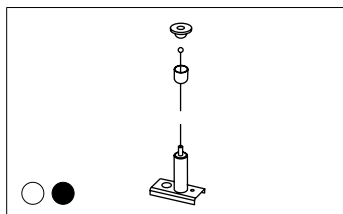
9L114-XXXX



Kit per fissaggio a sospensione.
(cavo sospensione 1,5m).
Colore bianco o nero.

*Suspension fixing kit.
(suspensione cable 1,5m).
Color white or black*

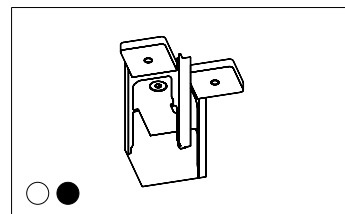
9L115-XXXX



Kit per fissaggio a sospensione.
(cavo sospensione 3m).
Colore bianco o nero.

*Suspension fixing kit.
(suspensione cable 3m).
Color white or black*

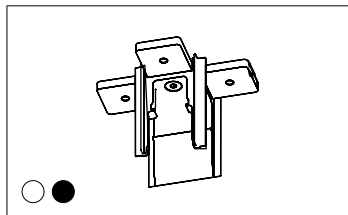
9L118-XXXX



Cover Giunto a L (53x53x29mm).
Colore bianco o nero.

*L Joint Cover (53x53x29mm).
Color white or black color.*

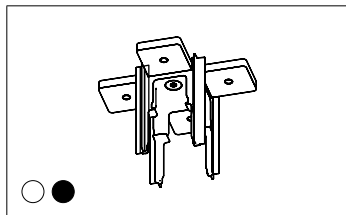
9L119-XXXX



Cover Giunto a T (78x53x29mm).
Colore bianco o nero.

*T Joint Cover (78x53x29mm).
Color white o black.*

9L120-XXXX



Cover Giunto a X (78x78x29mm).
Colore bianco o nero.

*X Joint Cover (78x78x29mm).
Color white o black.*

Codici Ordine | *Order Code*

finitura / finishes	lunghezza / lenght	codice / code
○ 4001 Verniciato Bianco <i>White painted</i>	1m	9L004-XXXX
● 4002 Verniciato Nero <i>Black painted</i>	2m	9L005-XXXX
	3m	9L006-XXXX