

LUCCIOLA MICRO ASTA

343PA02C11



Descrizione del prodotto / Product description

Proiettore LED per interni ed esterni. Ideale per l'illuminazione d'accento o di piccole alberature. Corpo realizzato da tornitura di alluminio con trattamento superficiale di verniciatura o galvanica rame. Disponibili varie ottiche in PMMA trasparente. Power LED di potenza ad altissima efficienza CRI ≥ 90 . Cavo di collegamento in neoprene. Fornito con sistema di connessione rapida termoretraibile o su richiesta con connettore rapido a due poli IP68 (vedi istruzioni di montaggio).

LED projector for indoor / outdoor.

Ideal for accent lighting or small trees.

Body made of turning aluminum with painted or copper finish.

Various available spot optics made of clear PMMA.

Power LED with very high efficiency CRI ≥ 90 .

Neoprene connection cable. Supplied with heat shrink fast connection system or on request with rapid IP68 connector (see assembly instructions).

Power LED di potenza ad altissima efficienza CRI ≥ 90 .

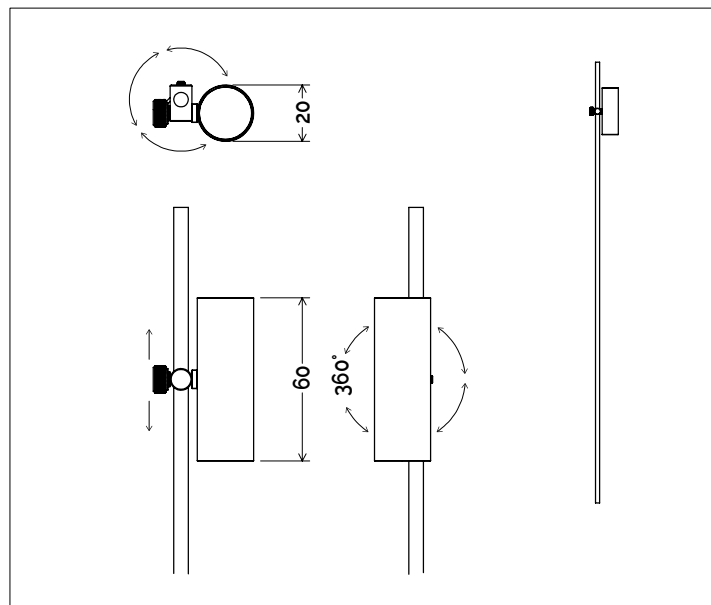
Cavo di collegamento in neoprene. Fornito con sistema di connessione rapida termoretraibile o su richiesta con connettore rapido a due poli IP68 (vedi istruzioni di montaggio).

Ideal for installation multiple directional on rod.

Ideale per l'installazione multipla direzionabile su asta.

Dati tecnici | Technical Info

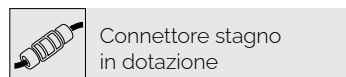
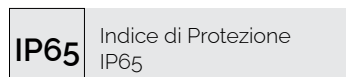
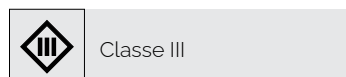
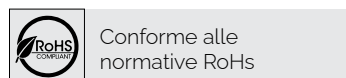
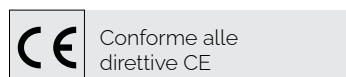
* su richiesta / on requests



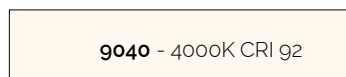
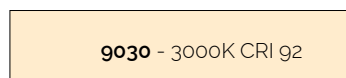
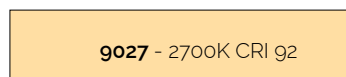
Finiture Finishes	
1032 Rame Naturale Natural Copper	
4003 Grafite Graphite	
4004 Cemento Concrete	
4006 Corten Scuro Dark Corten	
4008 Verde Scuro Dark Green	
4015 Bianco Fiorentino Florentine White	
4024 Rosso Bolgheri Bolgheri Red	
Verniciati RAL RAL Paintings*	

Potenza Power	1,2W
Corrente Current	350mA
Tensione Voltage	2,9Vdc
Tolleranza cromatica Chromatic tolerance	3 SDCM
Flusso luminoso Luminous Flux	126lm
Mantenimento del flusso luminoso Flux Maintenance	$\geq 50.000h$
Temperature di esercizio Operating temperature	$-20^{\circ} \sim 45^{\circ}$

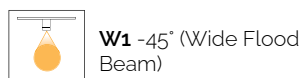
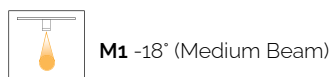
Simbologia tecnica Technical informations



Temperatura di Colore Color Temperature



Ottiche Optics

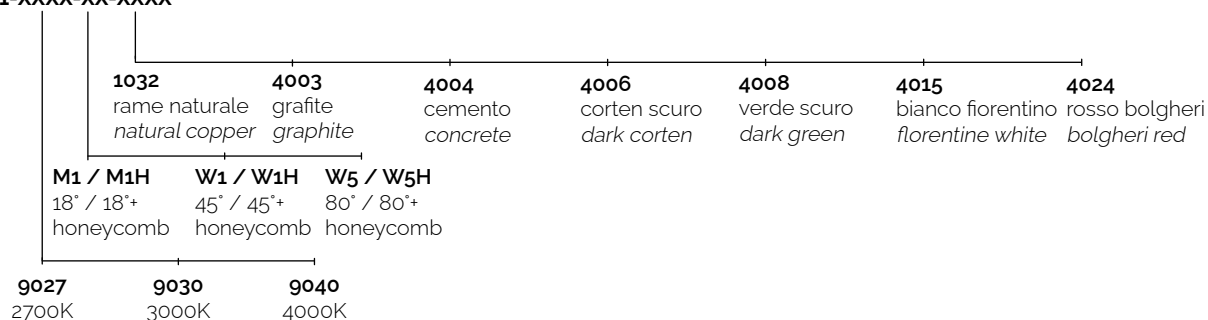


Sistemi di Controllo Control System

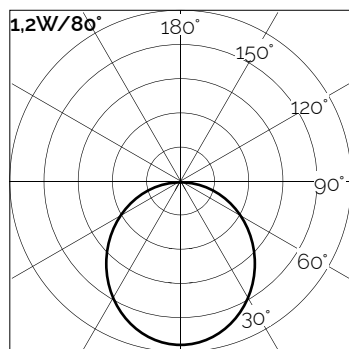
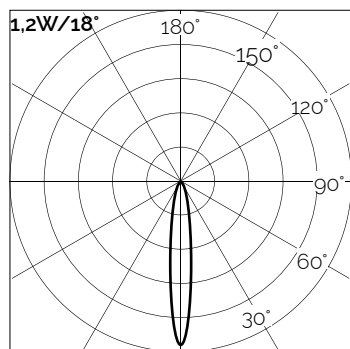


Creazione Codice | Code construction

343PA02C11-XXXX-XX-XXXX



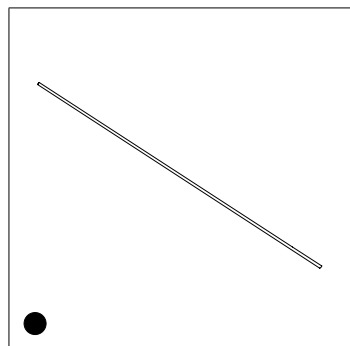
Dati Fotometrici | Photometric Specification



h (m)	E (lx)	D (cm)	h (m)	E (lx)	D (cm)
1	1015	28	1	338	200
1.5	450	54	1.5	131	300
2	254	82	2	106	400
2.5	160	107	2.5	67	500
3	98	159	3	48	600

Accessori | Accessories

gC002 - 4002



Picchetto per fissaggio a terra.
(Ø08mm H.810mm)

Spike for ground fixing.
(Ø08mm H.810mm)

Alimentatori | Led

Tipo Alim. / Driver Type	potenza / power	corrente / current	dimensioni / dimensions	n. prodotti	IP	codice / code
ON/OFF	14W	350mA	38x25x79mm	1 - 10	67	9M201
DALI PUSH	16W	350mA	47x26x111mm	1 - 12	67	9M602/350