

# SMART CAR LO

**300RB01L11**



## Descrizione del prodotto / Product description

Segnapasso LED da incasso, ad emissione radiale per interni ed esterni.

Corpo in alluminio anodizzato, lente in PMMA trasparente vibrolucidato, ghiera e schermo torniti in Acciaio Inox Aisi 316L o bronzo naturale.

Ottica ad emissione radiale 360°, monodirezionale 180°, 90° o bidirezionale 90/90°.

Pressacavo posteriore IP68.

Power LED di potenza ad altissima efficienza CRI ≥90.

Cavo di collegamento in neoprene, fornito con sistema di connessione rapida termoretraibile.

(vedi istruzioni di montaggio).

Built-in swivel footlights radial emitting, for indoor/outdoor applications.

Heat-sink made of anodized aluminium, clear PMMA optic, external flange made of Stainless Steel AISI316L or natural bronze.

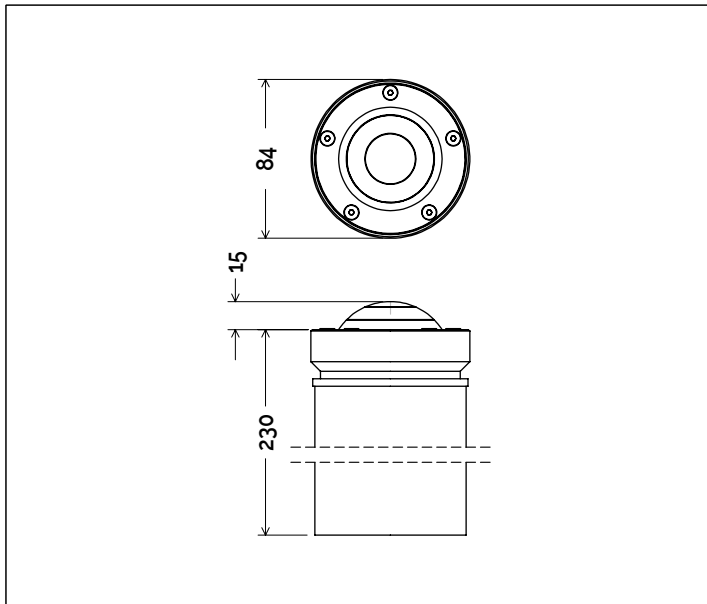
Radial optic 360°, mono directional 90°, 180° or bi-directional 90/90°.

Rear cable gland P68.

Power LED with very high efficiency CRI ≥90.

Neoprene cable connection, supplied with heat shrink fast connection system.




(see assembly instructions)



## Dati tecnici | Technical Info

\* su richiesta / on requests

### Finiture | Finishes

-  **1002** Acciaio Inox Satinato AISI316L | Satin Stainless Steel AISI316L
-  **1012** Bronzo Naturale | Natural
-  Verniciati RAL | RAL Paintings\*

Potenza | Power 3W

Corrente | Current -

Tensione | Voltage 24Vdc

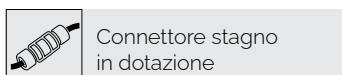
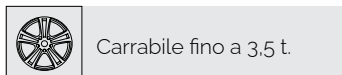
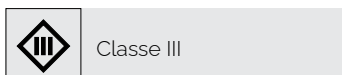
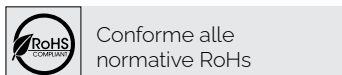
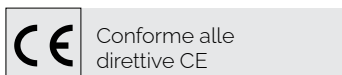
Tolleranza cromatica | Chromatic tolerance 3 SDCM

Flusso luminoso | Luminous Flux 236lm

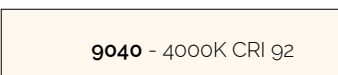
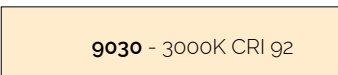
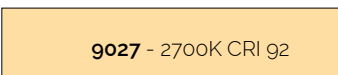
Mantenimento del flusso luminoso | Flux Maintenance ≥50.000h

Temperature di esercizio | Operating temperature -20° ~ 45°

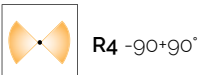
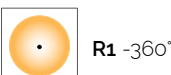
## Simbologia tecnica Technical informations



## Temperatura di Colore Color Temperature



## Ottiche Optics

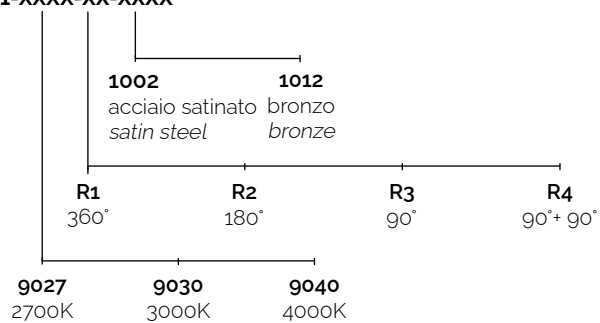


## Sistemi di Controllo Control System

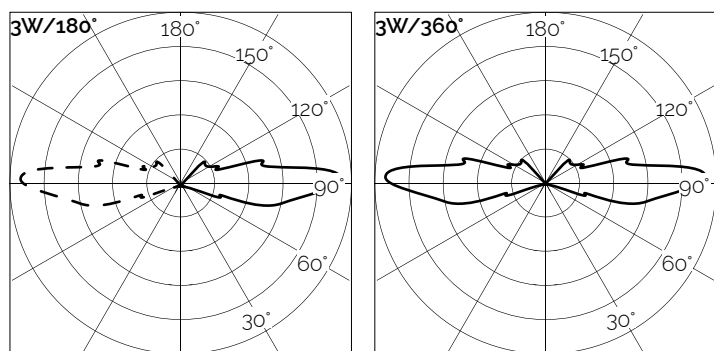


Creazione Codice | Code construction

300RB01L11-XXXX-XX-XXXX




Dati Fotometrici | Photometric Specification



R (m)	E (lx)	R (m)	E (lx)
0,10	150	0,10	150
0,20	50	0,20	50
0,50	12	0,50	12
1,00	5	1,00	5
1,50	2	1,50	2

Accessori | Accessories

9A004



Cassaforma per incasso  
(Ø85mm H.245mm)

Recessed Box  
(Ø85mm H.245mm)

**Alimentatori | Led**

Tipo Alim. / Driver Type	potenza / power	tensione / voltage	dimensioni / dimensions	n. prodotti	IP	codice / code
ON/OFF	10W	24Vdc	39x22x75mm	1-2	20	<b>9M301</b>
	14W	24Vdc	38x25x79mm	1-3	67	<b>9M401</b>
DALI2	60W	24Vdc	35x53x150mm	1-15	67	<b>9M805</b>